



ORTHOPEDIC PARTNERS

EST. 1957

Kenneth Paonessa, M.D.
Michael Halperin, M.D.
Gabriel Abella, M.D.
Mohammad Pasha, M.D.
Tarik Kardestuncer, M.D.
Ammar Anbari, M.D.
Nicole Arcand, M.D.
Scott Stanat, M.D.
R. Justin Thoms, M.D.

Steven Wei, M.D.
Jonathan Puposar, M.D.
Emily Vafek, M.D.
Nimit Patel, M.D.
Peter Wagner, M.D.
Oksana Zhivotenko, D.O.
Daniel George, M.D.
Biren Chokshi, M.D.

Erik Frazier, MHA, CEO

Jonathan R. Puposar, MD

ORIF Proximal Humerus

Post-Operative Instructions

Pain Control and Ice

- A pain medication prescription was sent to your pharmacy.
- You may take the prescribed medication as directed.
- You should expect to experience minimal to moderate shoulder discomfort for several days and even weeks following the surgery.
- Patients often only need prescription narcotics for a few days following the surgery and then can switch to over-the-counter medications such as Tylenol, Advil, or Ibuprofen.
 - 1) While taking narcotic medication, you may become constipated. If this occurs then you should take a stool softener (Ex: Colace, Senna) which can be purchased over the counter.
- Ice bags should be utilized to decrease swelling and pain. Ice should be applied to the shoulder up to three times a day for 20 minute periods until swelling subsides

Wound Care

- If there is bleeding through the bandage, reinforce it with additional dressings for the first 48 hours.
- After 72 hours, remove the bandage. If the incisions are dry (no active bleeding) then you may leave the shoulder uncovered without a dressing. If the shoulder is still bleeding, place new sterile dressings over the incisions and change after an additional 24 hours
- Showering is acceptable after 48 hours. You may get the wounds wet but do NOT scrub the incision sites.
- No swimming or tub bathing until cleared by Dr. Puposar at your first post-operative appointment

Rehabilitation/ General Post-Op Care

- Your sling is to be worn at all times except you may remove it to shower, bathe, and perform your elbow, wrist, and hand exercises. You may begin shoulder pendulum exercises as well. No active shoulder motion until seen by Dr. Puposar
- Physical therapy will be discussed at your first post-operative visit
 - 1) Please begin the exercises attached to this sheet on your first post-operative day
- Your first post-op appointment is 10-14 days following surgery. This is usually scheduled at your pre-operative visit. If not, then please call the office to schedule
- No driving until cleared by Dr. Puposar
- Plan at least several days away from work or school. Utilize this time to decrease swelling and participate in your home exercise program. You may be able to resume work once the pain and swelling resolves (this varies based on job activity).

Important Notes

- Peri-incisional numbness should be expected after any skin incision. Even the small incisions used for a shoulder arthroscopy.
- Call office for Temperature >102 degrees, excessive swelling, pain or redness around the incision sites

EARLY POST-OPERATIVE HOME EXERCISES

Start the following exercises as soon as you are able. You may feel uncomfortable at first, but these exercises will speed your recovery and actually diminish your post-operative pain.

Repetitions per set: 20

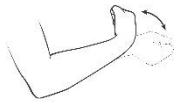
Sets of each exercise: 3

Sets per day: 3

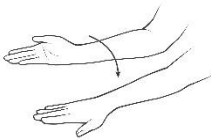
- Open and close your hand.



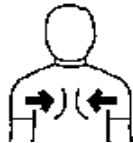
- Bend your elbow and wrist up and down.



- Turn your palm up and down in a motion similar to turning the pages of a book.



- Pinch your shoulder blades together and hold.



- Shoulder pendulums.

